

Innovation at the right price

Side Slider Safety Knife

ERG 2030 series with short trapezium blade

Ergonomic Safety Knife with Recessed side slider

Auto Retraction of the blade when the slider is released at the end of cut.

Ambidextrous and light, the bodies are covered with synthetic rubber for grip..

Zamac head to limit wear to reduce erosion of the head from the blade and product.

Essential
ERG 2032



Zamak head to limit wear from blades & abrasives products



Lozenge style Slider
supplied with ERGLD254
Blade and Blade Carrier

Essential
ERG 2031



Ridged style Slider
supplied with ERGLD254
Blade and Blade Carrier

Easy to use : -

- the Slider damper system reduces the shock as the blade retracts,
- the flexible synthetic rubber coating limits muscle fatigue by reducing the grip forces required.



Excellent in the Hand :

- the ergonomic body matches the shape of the hand,
- advanced index grip system for reduced fatigue over sustained use,
- **Recessed slider = optimum safety** reducing the risk of accidental deployment of the blade when in a holster or pocket.
- the slim form is suited to storing the knife in small pockets such as a chest pocket



Fits all work styles : -

- the large sliders can be operated either via :
 - the tip of the thumb,
 - or with the flat of the thumb
- Ability to adjust to **5** different blade lengths to protect the operators and the goods,



For "Extra" Safety :

- Blade secured by the centre hole
- Magnetic prevents the blade from falling during blade change (the magnetic system is designed to retain the blade on the slider pad) to aid reassembly
- **Mono block slider: the slider block is a sealed unit and cannot be disassembled, the spring cannot be accessed.**



Innovation at the right price


Changing Blades ERG 2030 series



Press the two tabs on the rear end cap to release the cap



Pull the mono block slider to the rear



Complexly withdraw the mono block slider, remove and discard safely the used blade



Locate the new blade by placing on the magnets with centre hole engaged (invert blade to change from right to left hand)
















Replace the mono block slider



'Click' the end cap into place - the knife is ready to use !

Applications

 	 <small>Simple Cannelure</small> 	 <small>Double Cannelure</small> 	 <small>Triple Cannelure</small> 
<p>Corrugated packaging</p>	<p>Cardboard single ply up to 4 mm thick</p>	<p>Cardboard double ply up to 8 mm thick</p>	<p>Cardboard triple ply up to 12 / 15 mm thick</p>
 	 	 	
<p>Straps, plastic foils, composites, textiles.</p>	<p>Plain card up to 2mm thick</p>	<p>Stretch film thickness up to 30µm.</p>	







Innovation at the right price

Blade for the ERG 2030 series



ERGLD 254

Personalise your ERG 2030 by choosing your slider and your maximum blade length!

	Standard Models	ERGLD 254
 <p>Essential ERG2032</p>		 <p>Standard</p>
 <p>Essential ERG2031</p>		 <p>Standard</p>

Adjust the maximum blade length to suit your needs by removing ribs!

Cut out the ribs to adjust the position of the stop, setting the maximum length of the blade.



Stop without ribs
maximum blade length
= 13 mm



Stop with 1 rib
maximum blade length
= 11 mm



Stop with 2 ribs
maximum blade length
= 9.5 mm



Stop with 3 ribs
maximum blade length
= 8 mm



Stop with all 4 ribs
maximum blade length
= 5 mm